

Overview

Hot display units incorporating a dry well bainmarie and hotcupboard fitted with Moffat's renowned innovative sahara fan heating cell. Easily removable for cleaning and maintenance. The energy efficient bainmarie and hotcupboard work in sync, residual heat from the hot cupboard is used to compliment the bainmarie heating element. Hot cupboard and bainmarie are controlled by a 30° to 110° thermostat. This convection, heated bainmarie and hotcupboard offers unparalleled flexibility of use. No additional plumbing. No need to maintain water levels. No issues with water scale. Designed to maintain pre-heated, cooked food at a regulated temperature. Suitable for the display of most types of hot foods, designed to accommodate various combinations of Interchangeable gastronorm type pans up to 150 mm deep.



Key Features:

- Fast heat up and recovery time
- Thermostatically controlled.
- Unique, removable, forced air heating cell.
- Low maintenance, easily cleaned, and highly efficient
- Gastronorm pans can be swapped out and replenished during service.
- A unique raised lip around the well allows the easy removal of pans.
- 4 models in the range holding 2 to 5 GN 1/1 gastronorm type containers.
- Various mixed sizes of gastronorm pans can be used in unison.
- 24 hour operation [Bain-marie opening must be fitted with Pans or covers during service]
- Plug and Go, complete with 2 metre long power cable and 13amp plug
- Fully insulated
- Mobile all swivel castors two with brakes

Options:

- Various heated / illuminated overhead gantry options
- Wide choice of coloured outer panels (durable plastic coated steel)
- Glass hot top adaptor [Neo-Ceram] (Code: DNCA)
- Round pot adaptor & 2 x 4.5 litre pots with lids (code: DRP4)
- Round pot adaptor & 2 x 7.0 litre pots with lids (code: DRP7)
- Gastronorm pans.
- Fold down solid tray slide or tubular tray rail

Note:

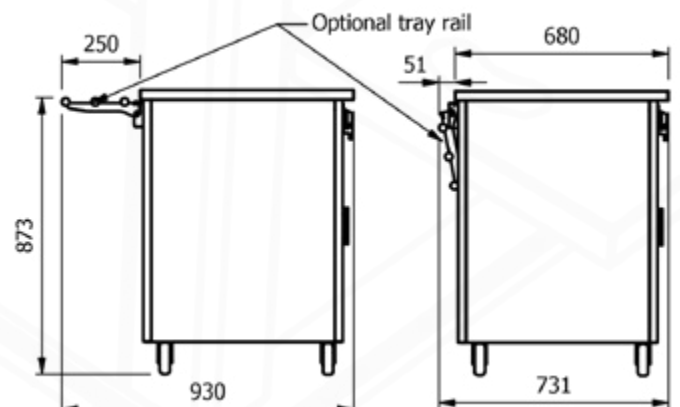

Low height models are available set at 800mm high. Ideal for children up to 12 years. These low height models have a "B" added to the model code.

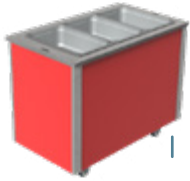
Optional solid tray slide

| Model | Matching unit size |
|-------|--------------------|
| VC2TS | 2 |
| VC3TS | 3 |
| VC4TS | 4 |
| VC5TS | 5 |

Optional tubular tray rail

| Model | Matching unit size |
|-------|--------------------|
| VC2TR | 2 |
| VC3TR | 3 |
| VC4TR | 4 |
| VC5TR | 5 |





| | Model | GN 1/1 Capacity | Weight (kg) | L x W x H (mm) | Bainmarie (kw) | Hotcupboard (kw) | Electrical Supply | Power Rating (kw) | Rating with gantry (kw) |
|------------------------|-------|-----------------|-------------|------------------|----------------|------------------|-------------------|-------------------|-------------------------|
| Base Unit No Gantry | VC2BM | 2 | 45 | 830 x 680 x 900 | 0.75 | 0.9 | 13amp | 1.65 | 1.87 |
| | VC3BM | 3 | 67 | 1158 x 680 x 900 | 1.00 | 0.9 | 13amp | 1.90 | 2.34 |
| | VC4BM | 4 | 90 | 1486 x 680 x 900 | 1.00 | 0.9 | 13amp | 1.90 | 2.56 |
| | VC5BM | 5 | 112 | 1814 x 680 x 900 | 1.10 | 0.9 | 13amp | 2.00 | 2.88 |

Gantry options

Curved glass type, open or closed front with quartz heated and illuminated gantry



| | Open Front | Closed Front | Height above top (mm) | Number of 220w lamps | Power Rating (kw) |
|--|------------|--------------|-----------------------|----------------------|-------------------|
| | VC2QG | VC2QGF | 405 | 1 | 0.22 |
| | VC3QG | VC3QGF | 405 | 2 | 0.44 |
| | VC4QG | VC4QGF | 405 | 3 | 0.66 |
| | VC5QG | VC5QGF | 405 | 4 | 0.88 |

Square glass type, open or closed front with quartz heated and illuminated gantry



| | Open Front | Closed Front | Height above top (mm) | Number of 220w lamps | Power Rating (kw) |
|--|------------|--------------|-----------------------|----------------------|-------------------|
| | VC2QGSL | VC2QGSLF | 405 | 1 | 0.22 |
| | VC3QGSL | VC3QGSLF | 405 | 2 | 0.44 |
| | VC4QGSL | VC4QGSLF | 405 | 3 | 0.66 |
| | VC5QGSL | VC5QGSLF | 405 | 4 | 0.88 |

Deli curved or square glass type, closed front with quartz heated and illuminated gantry [Note the shelf is not heated]



| | Open Front | Closed Front | Height above top (mm) | Number of 220w lamps | Power Rating (kw) |
|--|------------|--------------|-----------------------|----------------------|-------------------|
| | VC2QGD | VC2QGDSL | 538 | 1 | 0.22 |
| | VC3QGD | VC3QGDSL | 538 | 2 | 0.44 |
| | VC4QGD | VC4QGDSL | 538 | 3 | 0.66 |
| | VC5QGD | VC5QGDSL | 538 | 4 | 0.88 |

Island curved or square glass type, with quartz heated and illuminated gantry



| | Open Front | Closed Front | Height above top (mm) | Number of 220w lamps | Power Rating (kw) |
|--|------------|--------------|-----------------------|----------------------|-------------------|
| | VC2QGi | VC2QGiSL | 405 | 1 | 0.22 |
| | VC3QGi | VC3QGiSL | 405 | 2 | 0.44 |
| | VC4QGi | VC4QGiSL | 405 | 3 | 0.66 |
| | VC5QGi | VC5QGiSL | 405 | 4 | 0.88 |



MADE IN BRITAIN

E&R Moffat Ltd.
Bonnybridge
FK4 2BS
Scotland

Find us on:



1963 - 2018

www.ermoffat.co.uk
+44 (0) 1324 812272
sales@ermoffat.co.uk