

## Overview

M-Line merchandisers with panoramic side glass, internal glass shelving and LED illumination for enhanced food display and all round viability. These sharp styled units are a perfect fit for any modern designed retail grab and go food outlet, ideal for delicatessens, restaurants, universities, schools, hospitals, supermarkets and coffee shops. The hygienic free-standing mobile design made inside and out from bright polished stainless steel provides easy access for pre packed snacks and cool drinks. Incorporating a low height cold well and 4 glass display shelves. The unique Moffat innovative "Polar Air Stream" system provides a constant recirculating cold air curtain completely enveloping the food displayed. Holding pre-chilled food at a safe, regulated temperature while retaining taste and freshness. Perfect for sandwiches, fruit, yogurt s and cold drinks. Self-contained units with accurate, digital control, automatic defrost, high pressure warning and automatic condensate evaporation. Utilising a highly efficient, naturally occurring, hermetically sealed, hydrocarbon gas type R290 reducing carbon footprint and energy consumption. Available in a choice of 4 model widths.



## Key Features:

- Superstructure complete externally and internally in bright polished stainless steel.
- Features integral energy efficient chilled R290 hydrocarbon refrigeration.
- 4 models in the range.
- High visibility glass display with LED illumination.
- Point of sale / display ticket strips.
- Mobile all swivel castors two with brakes.
- Chilled well and four fully adjustable glass shelves.
- Digital thermostat and temperature control with automatic defrost.
- Advanced air flow design with unique polar air-stream technology.
- Fully insulated efficient, eco-friendly, refrigeration.
- Maintaining the core product temperature of pre-chilled food below 5°C in ambient condition not exceeding 25°C and 60% relative humidity.
- Automatic condensate water evaporation [no need to empty drip trays].
- 24-hour operation.
- Supplied with 2m long power cord and 13amp plug [13A 230v 50Hz]

Optional hook on basket MIB shown on an ML2 and a ML3 unit



## Options:

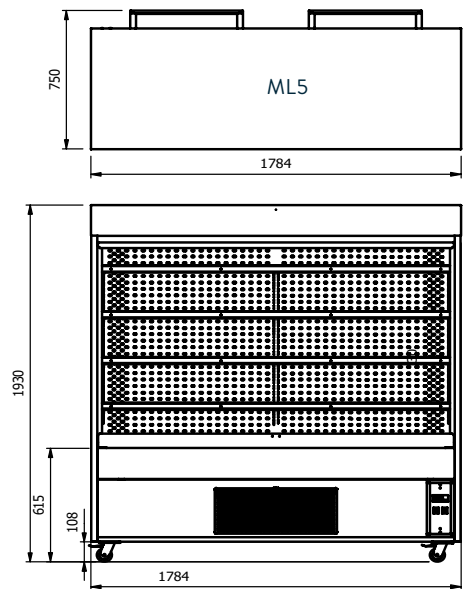
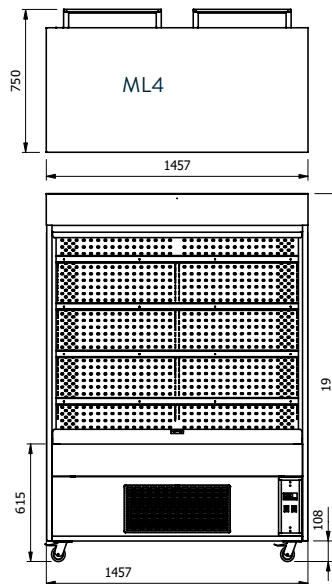
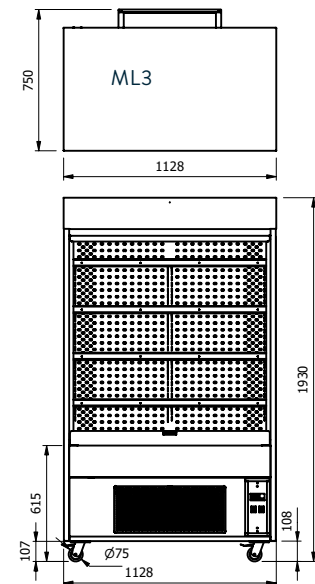
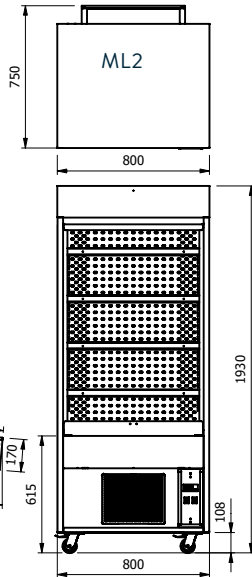
- Front roller blind Model codes.  
NB2:- size 2 unit, NB3:- size 3 unit, NB4:- size 4 unit, NB5:- size 5 unit.
- Hook on heavy duty Impulse basket  
MIB:- ML2 can accommodate 1 basket  
ML3 can accommodate 2 baskets  
ML4 can accommodate 2 baskets  
ML5 can accommodate 3 baskets



Cleverly engineered Polar Air Stream System provides a constant cold air envelope.



shown with lockable shutter



#### Standard Models

Model	Weight (kg)	L x W x H (mm)	Electrical Supply	Power Rating (kw)
ML2	165	800 x 750 x 1930	13amp	1.5
ML3	210	1128 x 750 x 1930	13amp	1.7
ML4	255	1457 x 750 x 1930	13amp	2.0
ML5	310	1784 x 750 x 1930	13amp	2.0

#### Lockable shutter Models

ML2SA	165	800 x 750 x 1930	13amp	1.5
ML3SA	210	1128 x 750 x 1930	13amp	1.7
ML4SA	255	1457 x 750 x 1930	13amp	2.0
ML5SA	310	1784 x 750 x 1930	13amp	2.0

#### Sliding door Models

ML2FD	165	800 x 750 x 1930	13amp	1.5
ML3FD	210	1128 x 750 x 1930	13amp	1.7
ML4FD	255	1457 x 750 x 1930	13amp	2.0
ML5FD	310	1784 x 750 x 1930	13amp	2.0

