

**Important Design Parameters**

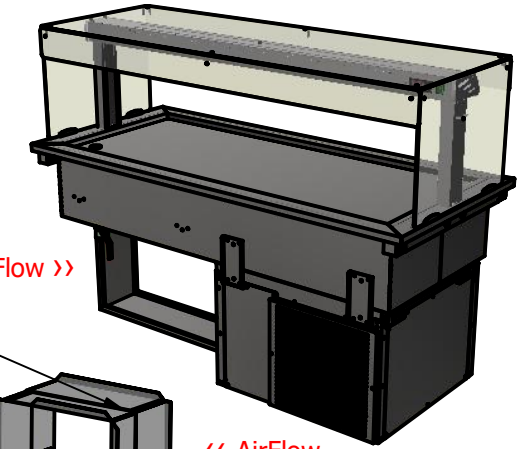
Allowances must be made for air venting.  
 The under slung compressor must have an unrestricted air flow.  
 Proper venting must be provided ensuring cool air from the room can be drawn in through the condensing coil and out the other side.  
 The 'Plenum Duct' supplied should be fitted between the unit & the shop-fitted counter panels.

**Warning**

Do not install unit in draughty conditions where the air movement is greater than 0.2mtr/sec.  
 e.g. near entrance/exit doors, open windows, under air conditioning units or a ceiling mounted fan  
 Do not install units where there is high radiated heat, e.g. direct sunlight, room heaters, or bright spot lights.  
 Ambient room conditions must not exceed 25°C or a relative humidity of 60%.  
 Blocked vents will cause reduced refrigeration efficiency and lead to malfunction

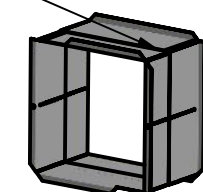
Drain with valve below.  
 Connect into the main drain,  
 or placed a vessel under  
 to catch excess water

**Important**  
 Position of air intake vent  
 This area must be clear for air flow

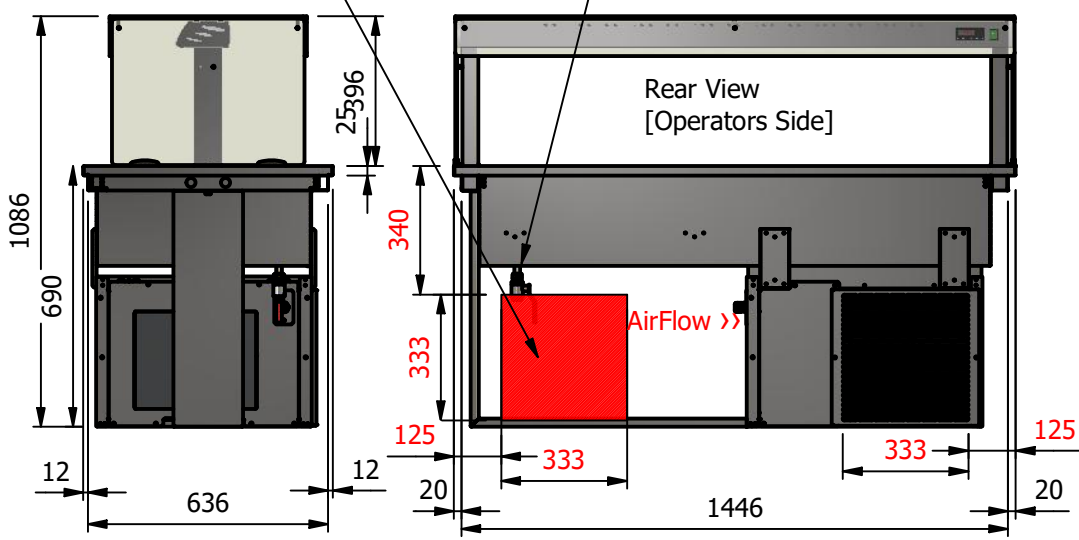
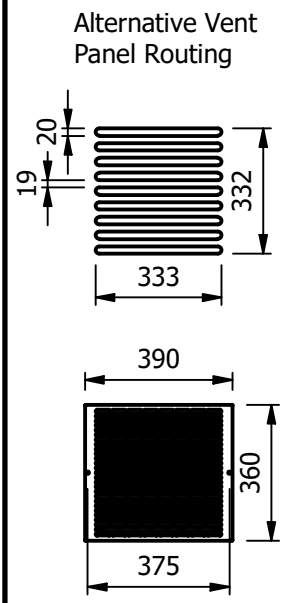


AirFlow >>

Plenum Duct



<< AirFlow



**Moffat Specification**

**Dimensions**  
 Width - 1486mm  
 Depth - 660mm  
 Height - 1103mm  
 Weight - 85kg  
 Recess chilled area - 1314mm x 528mm

**Power Rating**  
 1.0 kw  
 complete with a 2m long cord set & 13amp plug

**Materials**  
 0.7mm 430 Grade St/Steel Gantry Hood  
 1.2mm 304 Grade St/ Steel Top & Supports  
 1.2mm 430 Grade St Steel Ancillary Parts  
 1.2mm Galvanised Steel Inner Supports  
 6mm Tempered Glass  
 LED Illumination

**Installation**  
 Counter Top Flush Fit Cut Out Dimensions  
 1492mm x 666mm x 25mm  
 Counter Support Cut Out Dimensions  
 1468mm x 642mm

ALL SHEET METAL DIMENSIONS ARE I/S (INSIDE SIZES) (UNLESS OTHERWISE STATED) ALL DIMENSIONS IN (mm), TOLERANCE = LINEAR ± 0.5mm, ANGULAR ± 0.5mm (OR AS STATED). ALL SHARP EDGES TO BE REMOVED FROM SHEET METAL PARTS

Product	DROP-IN RANGE			Product No				
Description	D4FTSLI							
Material/Finish	Thickness		Desp/Date					
Legacy P/N	Weight	85kg	Quote No.					
Client			SO Number	STANDARD	Dwg No.	DIP-117806-1	Issue	
Client Project			Approved By		Drawn By	ABB		
					Date	26/08/2021		
					Scale	1 : 20	Sheet	1 / 2