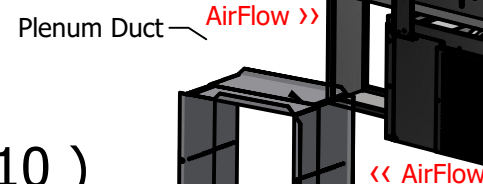


Important Design Parameters

Allowances must be made for air venting.
 The under slung compressor must have an unrestricted air flow.
 Proper venting must be provided ensuring cool air from the room can be drawn in through the condensing coil and out the other side.
 The 'Plenum Duct' supplied should be fitted between the unit & the shop-fitted counter panels.

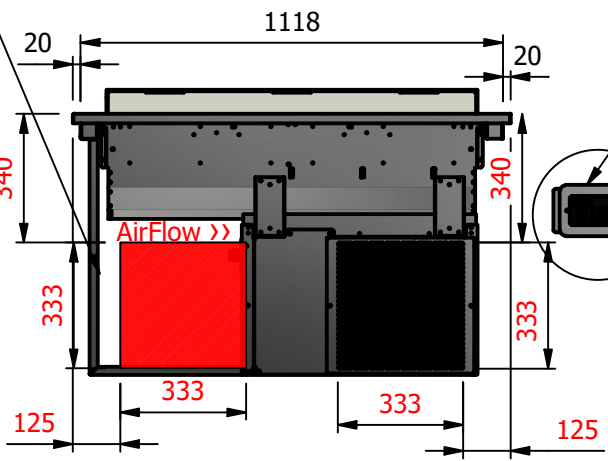
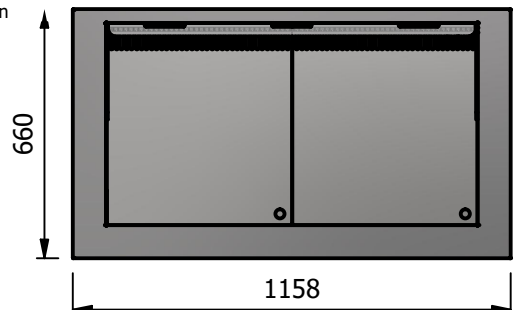
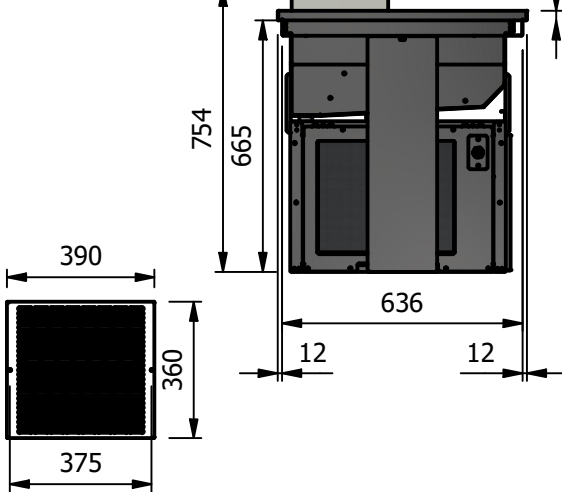
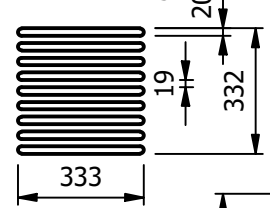
Warning

Do not install unit in draughty conditions where the air movement is greater than 0.2mtr/sec.
 e.g.near entrance/exit doors, open windows, under air conditioning units or a ceiling mounted fan
 Do not install units where there is high radiated heat, e.g. direct sunlight, room heaters, or bright spot lights.
 Ambient room conditions must not exceed 25°C or a relative humidity of 60%.
 Blocked vents will cause reduced refrigeration efficiency and lead to malfunction



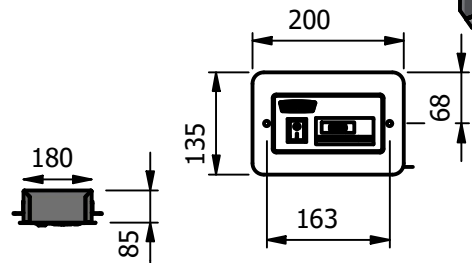
Important
 Position of air intake vent
 This area must be clear for air flow

Alternative Vent
 Panel Routing

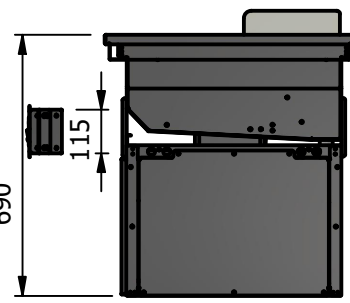


Rear View
 [Operators
 Side]

A (1 : 10)



Panel Mounted Control Box



Moffat Specification

- Dimensions**
- Width - 1158mm
- Depth - 660mm
- Height - 754mm
- Weight - 76kg
- Well - 984mm x 505mm x 100mm
- Power Rating**
- 1.5 kw
- complete with a 2m long cord set & 13amp plug
- Materials**
- 0.7mm 430 Grade St/Steel Gantry Hood
- 1.2mm 304 Grade St/ Steel Top & Supports
- 1.2mm 430 Grade St Steel Ancillary Parts
- 1.2mm Galvanised Steel Inner Supports
- 6mm Tempered Glass
- LED Illumination
- Installation**
- Counter Top Flush Fit Cut Out Dimensions
1164mm x 666mm x 25mm
- Counter Support Cut Out Dimensions
1140mm x 642mm
- Control Box**
- Panel Mounted Cut Out Dimension
185mm x 120mm
- 2m Long Power Cable Connecting
Control Box to Base unit

ALL SHEET METAL DIMENSIONS ARE I/S (INSIDE SIZES) (UNLESS OTHERWISE STATED) ALL DIMENSIONS IN (mm), TOLERANCE = LINEAR ± 0.5mm, ANGULAR ± 0.5mm (OR AS STATED). ALL SHARP EDGES TO BE REMOVED FROM SHEET METAL PARTS

Product	DROP-IN RANGE			Product No		<p>The Catering Equipment Company</p>	<p>No reproduction or publication of this drawing may be made, and no article may be manufactured or assembled in accordance with this drawing without prior written consent. This prohibition is a term of any contract relating to this drawing. Rights reserved under the Copyright Act 1956 as amended by the Design Copyright Act 1968.</p>		
Description	D3RWNG								
Material/Finish	Thickness		Desp/Date			Dwg No.	DIP-034613	Issue	
Legacy P/N	Weight	76kg	Quote No.			Drawn By	ABB		
Client			SO Number	N/A		Date	22/05/2019		
Client Project			Approved By			Scale	1:20	Sheet	1 / 1