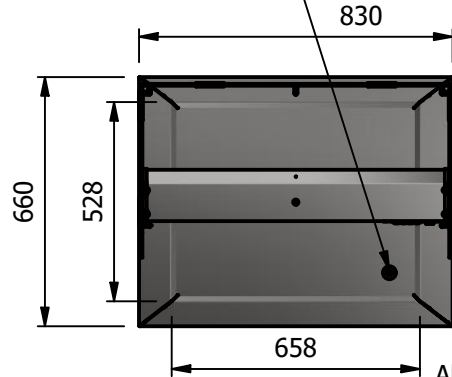
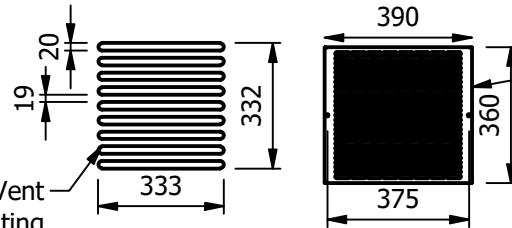


Drain with valve below.
Connect into the main drain,
or place a vessel under
to catch excess water

← AirFlow

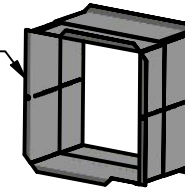


Alternative Vent
Panel Routing

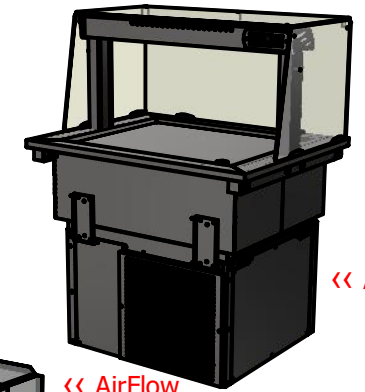


Standard Vent
Grilles 333mm x 333mm

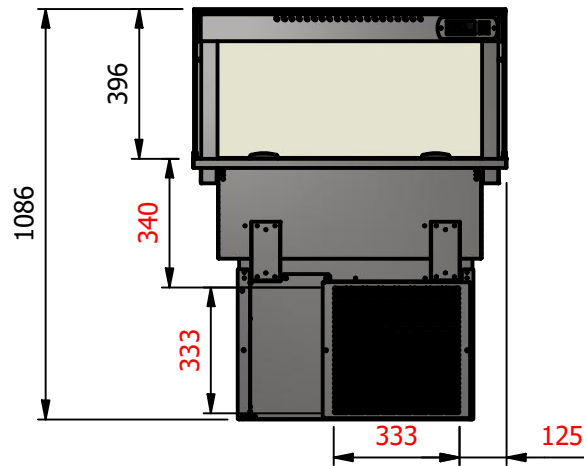
Plenum Duct



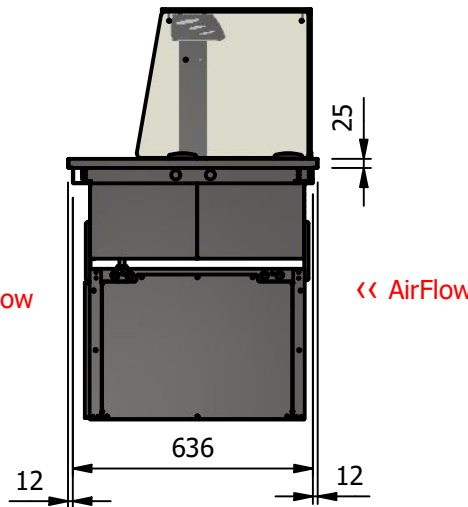
← AirFlow



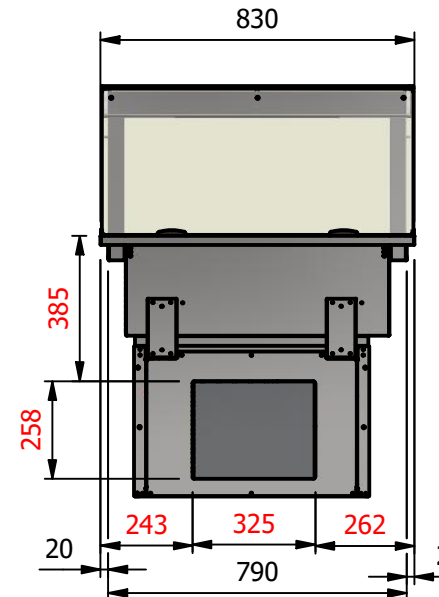
← AirFlow



← AirFlow



← AirFlow



Moffat Specification

- Dimensions**
 Width - 830mm
 Depth - 660mm
 Height - 1086mm
 Weight - 70kg
 Recessed chilled area - 658mm x 528mm
- Power Rating**
 1.0 kw
 complete with a 2m long cord set & 13amp plug
- Materials**
 0.7mm 430 Grade St/Steel Gantry Hood
 1.2mm 304 Grade St/ Steel Top & Supports
 1.2mm 430 Grade St Steel Ancillary Parts
 1.2mm Galvanised Steel Inner Supports
 6mm Tempered Glass
 LED Illumination
- Installation**
 Counter Top Flush Fit Cut Out Dimensions
 836mm x 666mm x 25mm
 Counter Support Cut Out Dimensions
 812mm x 642mm

ALL SHEET METAL DIMENSIONS ARE I/S (INSIDE SIZES) (UNLESS OTHERWISE STATED)

ALL DIMENSIONS IN (mm), TOLERANCE = LINEAR ± 0.5mm, ANGULAR ± 0.5mm (OR AS STATED). ALL SHARP EDGES TO BE REMOVED FROM SHEET METAL PARTS

Product	DROP-IN RANGE			Product No					
Description	D2FTSLF								
Material/Finish	Thickness		Desp/Date						
Legacy P/N	Weight	70kg	Quote No.						
Client			SO Number	STANDARD	Dwg No.	DIP-101737-1	Issue		
Client Project			Approved By		Drawn By	N.Raymen			
					Date	26/08/2021			
E & R MOFFAT LTD, SEABEGS ROAD, BONNYBRIDGE, FK4 2BS, T: +44 (0)1324 812272, E: sales@ermoffat.co.uk, Web: www.ermoffat.co.uk					Scale	1 : 20	Sheet	1 / 2	A4

No reproduction or publication of this drawing may be made, and no article may be manufactured or assembled in accordance with this drawing without prior written consent. This prohibition is a term of any contract relating to this drawing. Rights reserved under the Copyright Act 1956 as amended by the Design Copyright Act 1968.