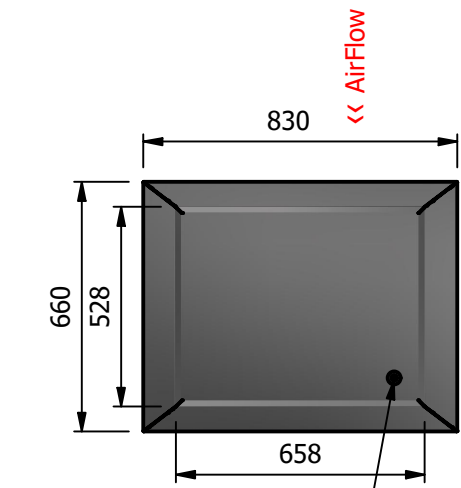


Important Design Parameters

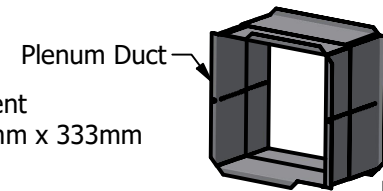
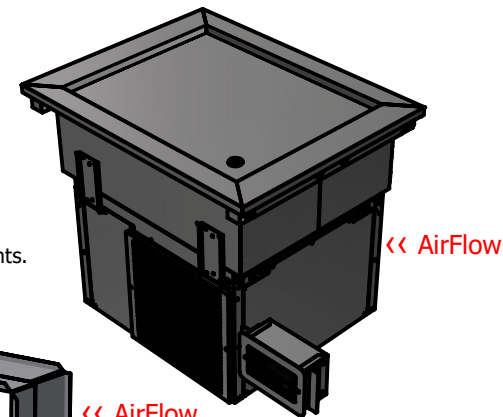
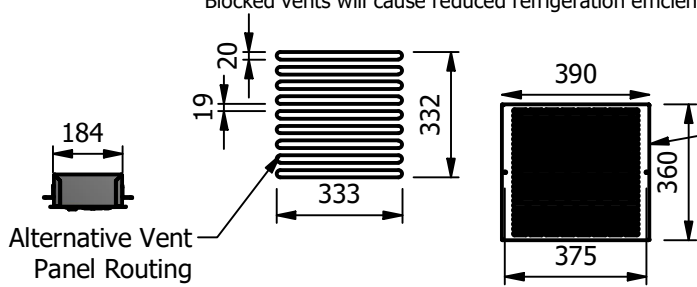
Allowances must be made for air venting.
 The under slung compressor must have an unrestricted air flow.
 Proper venting must be provided ensuring cool air from the room can be drawn in through the condensing coil and out the other side.
 The 'Plenum Duct' supplied should be fitted between the unit & the shop-fitted counter panels.

Warning

Do not install unit in draughty conditions where the air movement is greater than 0.2mtr/sec. e.g. near entrance/exit doors, open windows, under air conditioning units or a ceiling mounted fan
 Do not install units where there is high radiated heat, e.g. direct sunlight, room heaters, or bright spot lights.
 Ambient room conditions must not exceed 25°C or a relative humidity of 60%.
 Blocked vents will cause reduced refrigeration efficiency and lead to malfunction

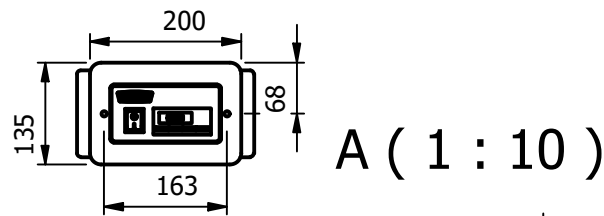


Drain with valve below. Connect into the main drain, or placed a vessel under to catch excess water

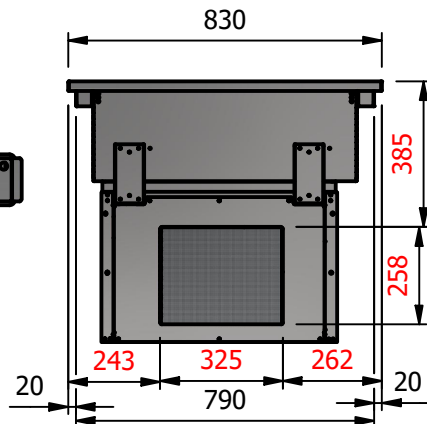
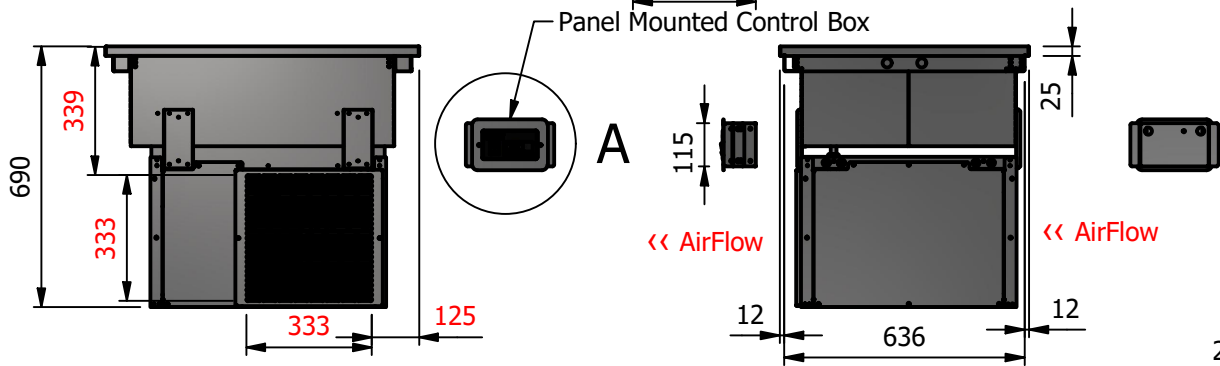


Moffat Specification

- Dimensions**
- Width - 830mm
- Depth - 660mm
- Height - 690mm
- Weight - 50kg
- Recessed chilled area - 658mm x 528mm
- Power Rating**
- 1.0 kw
- complete with a 2m long cord set & 13amp plug
- Materials**
- 0.7mm 430 Grade St/Steel Gantry Hood
- 1.2mm 304 Grade St/ Steel Top & Supports
- 1.2mm 430 Grade St Steel Ancillary Parts
- 1.2mm Galvanised Steel Inner Supports
- 6mm Tempered Glass
- LED Illumination
- Installation**
- Counter Top Flush Fit Cut Out Dimensions 836mm x 666mm x 25mm
- Counter Support Cut Out Dimensions 812mm x 642mm
- Control Box**
- Panel Mounted Cut Out Dimension 185mm x 120mm
- 2m Long Power Cable Connecting Control Box to Base unit



A (1 : 10)



ALL SHEET METAL DIMENSIONS ARE I/S (INSIDE SIZES) (UNLESS OTHERWISE STATED)

ALL DIMENSIONS IN (mm), TOLERANCE = LINEAR ± 0.5mm, ANGULAR ± 0.5mm (OR AS STATED). ALL SHARP EDGES TO BE REMOVED FROM SHEET METAL PARTS

Product	DROP-IN RANGE			Product No				
Description	D2FTNG							
Material/Finish	Thickness		Desp/Date					
Legacy P/N	Weight	50kg	Quote No.					
Client			SO Number	STANDARD	Dwg No.	DIP-101713-1	Issue	
Client Project			Approved By		Drawn By	N.Raymen		
					Date	26/08/2021		
					Scale	1 : 20	Sheet	1 / 2