


Important Design Parameters

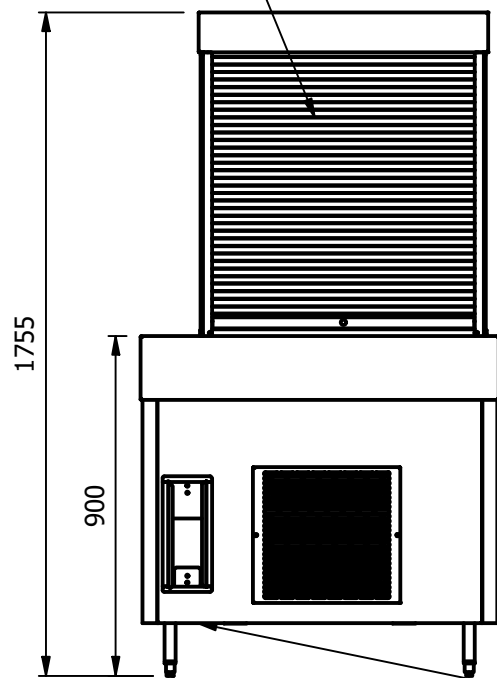
Allowances must be made for air venting.
 The under slung compressor must have an unrestricted air flow.
 Proper venting must be provided ensuring cool air from the room can be drawn in through the condensing coil and out the other side.

Warning

Do not install unit in draughty conditions where the air movement is greater than 0.2mtr/sec.
 e.g. near entrance/exit doors, open windows, under air conditioning units or a ceiling mounted fan
 Do not install units where there is high radiated heat, e.g. direct sunlight, room heaters, or bright spot lights.
 Ambient room conditions must not exceed 25°C or a relative humidity of 60%.
 Blocked vents will cause reduced refrigeration efficiency and lead to malfunction

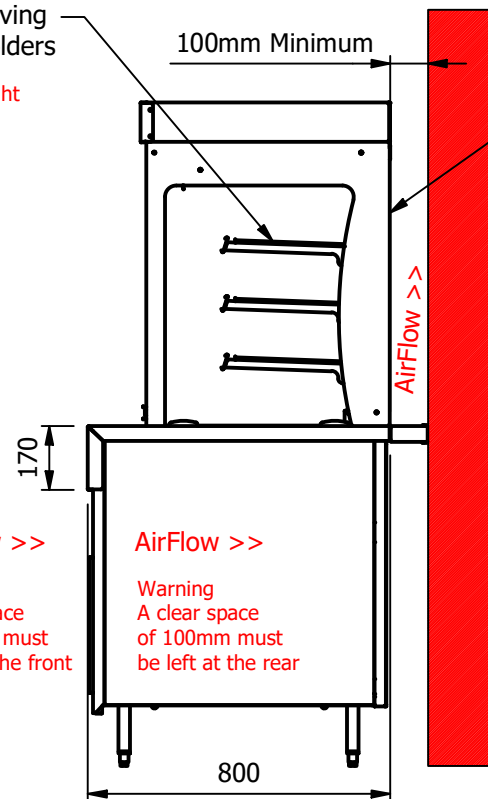


Lockable roller shutter



Adjustable shelving with full length ticket holders

Note:- Size 2 models have straight through ventilation and can not be position up against a wall



Solid back

AirFlow >>

Warning
 A clear space of 600mm must be left at the front

AirFlow >>

Warning
 A clear space of 100mm must be left at the rear

Moffat Specification

Chilled display with forced air refrigeration and self evaporation condensate system.

Dimensions

Width - 947mm
 Depth - 800mm (900mm with air flow spacer)
 Height - 1755mm (900mm to work top)
 Weight - 130kg

Well - 655mm x 495mm x 130mm

Shelves - 724mm x 285mm

Power Rating

1.5kw
 complete with a 2m long cord set & 13amp plug

Materials

0.7mm 430 Grade St/Steel Gantry Hood
 1.2mm 304 Grade St/ Steel Top & Supports
 1.2mm 430 Grade St Steel Ancillary Parts

Gantry options

have LED Illumination and 6mm Tempered Glass

ALL SHEET METAL DIMENSIONS ARE 1/8 (INSIDE SIZES) (UNLESS OTHERWISE STATED)

ALL DIMENSIONS IN (mm), TOLERANCE = LINEAR ± 0.5mm, ANGULAR ± 0.5mm (OR AS STATED). ALL SHARP EDGES TO BE REMOVED FROM SHEET METAL PARTS

Product	COUNTERS			Product No			
Description	CRDFCSA2-8						
Material/Finish	Thickness		Desp/Date				
Legacy P/N	Weight	130kg	Quote No.				
Client				SO Number	N/A		
Client Project				Approved By			
E & R MOFFAT LTD, SEABEGS ROAD, BONNYBRIDGE, FK4 2BS, T: +44 (0)1324 812272, E: sales@ermoffat.co.uk, Web: www.ermoffat.co.uk				Scale	1 : 20	Sheet	1 / 3

No reproduction or publication of this drawing may be made, and no article may be manufactured or assembled in accordance with this drawing without prior written consent. This prohibition is a term of any contract relating to this drawing. Rights reserved under the Copyright Act 1956 as amended by the Design Copyright Act 1968.



Dwg No.	CTRP-117573-1	Issue	
Drawn By	ABB		
Date	28/06/2021		