

Tallboy Hot Cupboard Large Capacity Heavy Duty Hotcupboards

Electric Tallboy Hotcupboard (fan assisted)



MODEL	Type	Weight kg	Dimensions L x D x H mm	Electrical Supply	Power Rating kw	PRICE
THC9E	Electric	155	900 x 800 x 1605	13amp	2.0	£2085
THC12E	Electric	195	1200 x 800 x 1605	13amp	2.0	£2211
THC15E	Electric	220	1500 x 800 x 1605	13amp	2.0	£2441
THC18E	Electric	245	1800 x 800 x 1605	13amp	2.9	£2789

Optional Extras

DOORS BOTH SIDES	1200mm £494	1800 £738
900mm £408	1500mm £653	

Tallboys Hotcupboards can accommodate GN 1/1



Heated Drawers

Heated Drawer Unit



GHD2 Includes 4 off 1/2Pans

MODEL	Weight kg	Dimensions L x D x H mm	Electrical Supply Single Phase	Power Rating kw	Drawer capacity	PRICE
GHD2	35	475 x 685 x 430	13 amp	1.5	2x 1/1GN	£950
GHD3	40	475 x 685 x 595	13 amp	1.5	3x 1/1GN	£1142

Optional Extras

GHD2ST Floor stand to take work top to 900mm. 475mm x 685mm x 470mm **£150** **GHD3ST** Floor stand to take work top to 900mm. 475mm x 685mm x 305mm **£150**

- Digitally thermostatically controlled to hold pre-cooked food at the correct temperature
- Fan assisted heating system ensures fast heat up and even temperature are maintained throughout
- Fully adjustable ergonomic feet
- Removable drawers on fully extendable runners allows easy access
- Capacity capacity 3 x 1/1 GN 100 mm deep or 2 x 1/1GN 100 mm deep
- Fully insulated for energy efficiency and cool to touch surfaces
- Heat up time 20 minutes

Note: Includes metal GN pan type drawer runners



GHD3 Includes 9 off 1/3 Pans



GHD2ST or GHD3ST Floor stand. Allows Table Top heated drawer unit to be used at a height of 900mm



Pie Cabinet (PC1 3 shelves supplied / PC2 4 shelves supplied)



PC1 3 shelves

MODEL	Weight kg	Dimensions L x D x H mm	Electrical Supply Single Phase	Power Rating kw	PRICE
PC1	22	710 x 360 x 560	13 amp	0.75	£620
PC2	40	710 x 660 x 560	13 amp	1.5	£933



PC2 4 shelves,
Doors both sides

For latest information visit: www.ermoffat.co.uk

For Technical and Installation: Essential requirements please refer to page 4 & 5

Mobile Racking


Mobile Racking (with adjustable runners)



MODEL	Weight kg	Dimensions Ext. L x D x H mm	GN capacity Adjustable at 35mm segments	PRICE
AMRP	18	660 x 600 x 900	5 x 2x1 GN	£392
AMR2/1	19	660 x 600 x 1600	10 x GN 2/1 or 20 x GN1/1	£431
AMR1/1	18	545 x 400 x 1600	10 x GN1/1	£367



Mobile Racking (with fixed runners)



MODEL	Weight kg	Dimensions Ext. L x D x H mm	GN capacity Pitch Spacing 72mm	PRICE
SMT	26	660 x 672 x 1600	18x GN2/1 or 36 x GN1/1	£447


Special sizes at extra cost

Zee Mobile Nesting Rack



MODEL	Weight kg	Dimensions Ext. L x D x H mm	GN capacity Pitch Spacing 75mm	PRICE
ZMT	28	680 x 750 x 1705	18x GN2/1 or 36 x GN1/1	£460

Special sizes at extra cost



Bakery Equipment

BK Roll Warmer Drawer Unit perforated drawers inners included



MODEL	Weight kg	Dimensions Ext. L x D x H mm	Electrical Supply Single Phase	Power rating kw	PRICE
BKRW3	32	477 x 610 x 900	13 amp	1.0	£1212

Note: Digital display factory set to 38°C for BK roll warmer



Bakery Zee Nesting Racks




MODEL	Dimensions Ext. L x D x H mm	Capacity	PRICE
BKZEE	660 x 672 x 1600	38	£485

Note: Special sizes at extra cost

Designed to take standard baking sheets 600mm x 400mm (2 per level), or others sizes to order. All stainless steel (type 304).

- Framework 30mm square tube.
- 19 pair of SS angle runners with stops at rear welded to the upright.
- Pitch between runners 80mm.
- Capacity 38 bakery sheets.
- Fitted with 4 all swivel 100mm dia castors.
- Units nest into each other when empty.
- Five take up the same space as two.



Patisserie Range

Heated Multi-Tier Display (Assisted service)



MODEL	Weight kg	Dimensions L x D x H mm	Electrical Supply Single Phase	Power Rating kw	PRICE
PATH2	82	900 x 800 x 1370	13amp	2.7	£4283
PATH3	122	1200 x 800 x 1370	13amp	2.8	£4691

600mm from floor to display, adjustable shelves

Chilled Multi-Tier Display (Assisted service)



MODEL	Weight kg	Dimensions L x D x H mm	Electrical Supply Single Phase	Power Rating kw	PRICE
PATC2	121	900 x 800 x 1370	13amp	2.2	£5812
PATC3	184	1200 x 800 x 1370	13amp	2.2	£6269

Note: self-evaporating drip trays fitted to refrigeration units
600mm from floor to display, adjustable shelves

Ambient Multi-Tier Display (Assisted service)



MODEL	Weight kg	Dimensions L x D x H mm	Electrical Supply Single Phase	Power Rating kw	PRICE
PATA2	96	900 x 800 x 1370	13amp	0.026	£3259
PATA3	132	1200 x 800 x 1370	13amp	0.026	£3704

600mm from floor to display, adjustable shelves

Note: The Patisserie range have sliding double glazed doors as standard

BK Retail Display

BK Ambient Display (Assisted service and full glass front)



MODEL	Weight kg	Dimensions L x D x H mm	Electrical Supply Single Phase	Power Rating kw	PRICE
BK9A	74	900 x 800 x 1310	13amp	0.042	£3733
BK12A	98	1200 x 800 x 1310	13amp	0.063	£4011
BK15A	123	1500 x 800 x 1310	13amp	0.063	£4324
BK18A	147	1800 x 800 x 1310	13amp	0.063	£4843

540mm from floor to display fixed display shelves.

Note: Stainless steel finish is standard on this range (alternative colours need specified at point of order).

BK Heated Display (Assisted service and full glass front)



MODEL	Weight kg	Dimensions L x D x H mm	Electrical Supply Single Phase	Power Rating kw	PRICE
BK9H	81	900 x 800 x 1310	13amp	1.0	£3752
BK12H	109	1200 x 800 x 1310	13amp	1.2	£4185
BK15H	135	1500 x 800 x 1310	13amp	1.7	£4605
BK18H	165	1800 x 800 x 1310	13amp	1.9	£5198

540mm from floor to display fixed display shelves.

Note: Stainless steel finish is standard on this range (alternative colours need specified at point of order).

BK Refrigerated Display (Assisted service and full glass front)



MODEL	Weight kg	Dimensions L x D x H mm	Electrical Supply Single Phase	Power Rating kw	PRICE
BK9R	111	900 x 800 x 1310	13amp	1.0	£6385
BK12R	149	1200 x 800 x 1310	13amp	1.5	£7105
BK15R	187	1500 x 800 x 1310	13amp	1.5	£7496

Note: manual empty drip trays fitted to refrigeration units. 540mm from floor to display fixed display shelves.

Optional Extras

TH9 Front of shelf ticket/name/price tag holders to suit 900L BK Units - per unit £139

TH15 Front of shelf ticket/name/price tag holders to suit 1500L BK Units - per unit £237

TH12 Front of shelf ticket/name/price tag holders to suit 1200L BK Units - per unit £197

TH18 Front of shelf ticket/name/price tag holders to suit 1800L BK Units - per unit £304

Note: The BK range as standard have open backs and there is an option for Perspex sliding doors.

Note: Stainless steel finish is standard on this range (alternative colours need specified at point of order).



Grab & Go Table Top Display

Table Top Heated Display (double glazed sliding doors)



MODEL	Weight kg	Dimensions L x D x H mm	No. of 100w Quartz Lights	Electrical supply Single phase	Power Rating kw	PRICE
GGHT2	66	830 x 660 x 825	2	13amp	2.7	£2990
GGHT3	87	1158 x 660 x 825	3	13amp	2.8	£3192

Note: All models have 3 shelves with 2 removable ones adjustable for height.



Table Top Heated Display (back to the wall - solid insulated back panels stainless steel)



MODEL	Weight kg	Dimensions L x D x H mm	No. of 100w Quartz Lights	Electrical supply Single phase	Power Rating kw	PRICE
GGBHT2	60	830 x 660 x 825	2	13amp	2.7	£2559
GGBHT3	81	1158 x 660 x 825	3	13amp	2.8	£2737

Note: All models have 3 shelves with 2 removable ones adjustable for height.



Table Top Ambient Display (double glazed sliding doors)



MODEL	Weight kg	Dimensions L x D x H mm	Illuminated	Electrical supply Single phase	Power Rating kw	PRICE
GGAT2	61	830 x 660 x 825	only	13amp	0.026	£1971
GGAT3	82	1158 x 660 x 825	only	13amp	0.026	£2214

Note: All models have 3 shelves with 2 removable ones adjustable for height.



Table Top Ambient Display (back to the wall - solid insulated back panels stainless steel)



MODEL	Weight kg	Dimensions L x D x H mm	Illuminated	Electrical supply Single phase	Power Rating kw	PRICE
GGBAT2	60	830 x 660 x 825	only	13amp	0.026	£1603
GGBAT3	81	1158 x 660 x 825	only	13amp	0.026	£1825

Note: All models have 3 shelves with 2 removable ones adjustable for height.

