

## Overview

Patisserie display cases designed to suit any bakery or deli food outlet. These neutral models in the range offer a great choice for anyone looking to create a professional, attractive display for confectionery, cakes, muffins, doughnuts, biscuits, cookies, chocolate, crisps and nuts etc., in a customer facing environment.

Mobile and compact these units can be used as a standalone display, or butted up together with the other heated and chilled type models in the Moffat Patisserie range to form a full deli type counter. Alternatively the compact design can simply be rolled into position into a specially made recessed section of a bespoke servery counter.

The hygienic multi-deck cabinet design provides a sharp and sophisticated aesthetic, set at a low height to allow serving over, complete with a transparent glass top with full length LED illumination for enhanced product display. The front and side panel standard finish is stainless steel. Internal components are also made in bright polished stainless steel with three glass shelves to display food and a neutral bottom deck area which is perfect for displaying sweet pastry's like croissants and pain au chocolat. Self-contained units available in a choice of 2 model widths.



Model: PAT3ASL

## Key Features:

- Superstructure complete externally and internally in stainless steel.
- Use individual where space is tight or as part of a full deli servery counter.
- Tempered glass shelving.
- Neutral bottom deck display area.
- Hinged doors allow full size bakery sheets to be place straight into the display.
- High visibility display with LED illumination.
- Point of sale / display ticket strips.
- Mobile all swivel castors two with brakes.
- 24-hour operation.
- Supplied with 2m long power cord and 13amp plug [13A 230v 50Hz]



Model: PAT2A

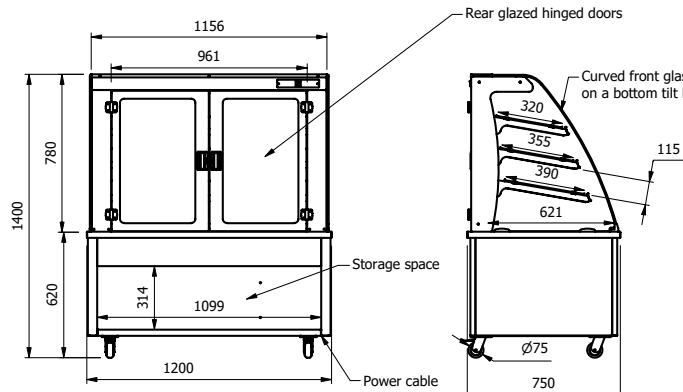
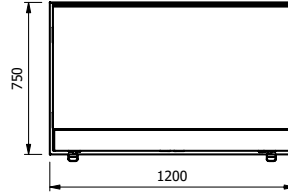
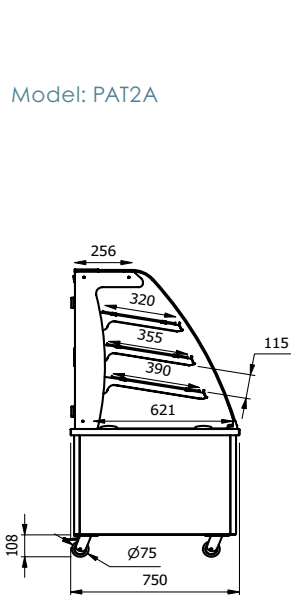
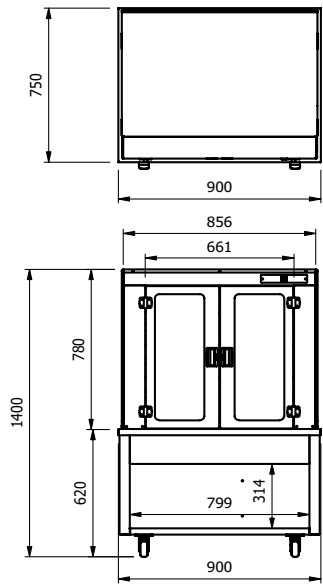


Hinged doors open 180° and full size baking sheets can be placed straight onto the display shelves. With a handy storage space under for accessories or product packaging etc.

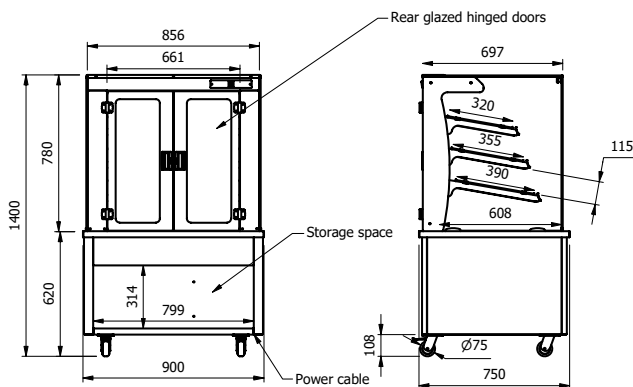
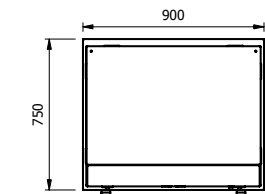


	Model	Weight (kg)	L x W x H (mm)	Electrical Supply	Power Rating (kw)
Curved Glass cabinet	PAT2A	96	900 x 750 x 1400	13amp	0.026
	PAT3A	100	1200 x 750 x 1400	13amp	0.026
Square Glass cabinet	PAT2ASL	132	900 x 750 x 1400	13amp	0.026
	PAT3ASL	140	1200 x 750 x 1400	13amp	0.026

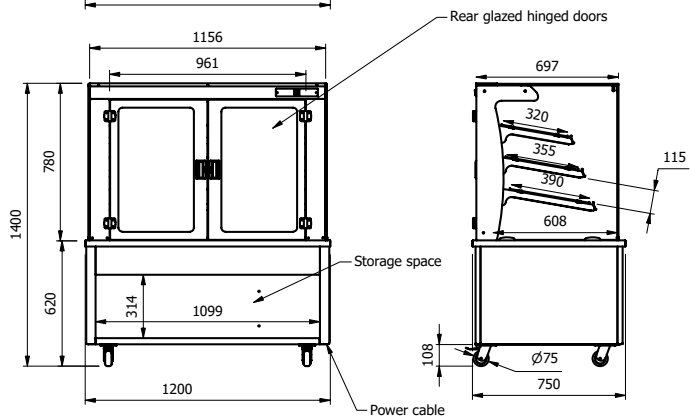
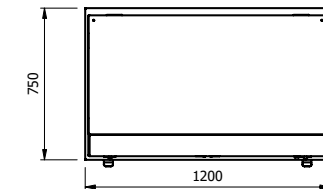
Model: PAT3A



Model: PAT2ASL



Model: PAT3ASL



MADE IN BRITAIN

E&R Moffat Ltd.  
Bonnybridge  
FK4 2BS  
Scotland

Find us on:



1963 - 2018

www.ermoffat.co.uk  
+44 (0) 1324 812272  
sales@ermoffat.co.uk