



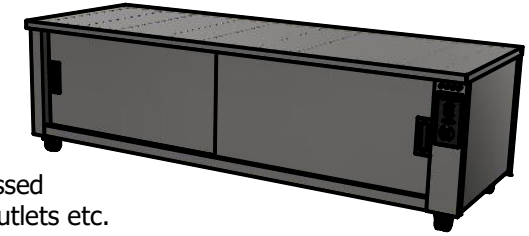
Typical Counter Installation
HCR5 with Size 5 Drop In unit



POWER CABLE
ENTRY POINT

Important Design Parameters
Allow a minimum air space of 15mm all round
for easy slide in under counter.

Warning
Ideally the electrical socket fitted in the counter would be recessed
Be aware allowances must be made for any protruding power outlets etc.



Moffat Specification

- Dry Heat
Fan Assisted Hotcupboard

- Dimensions
Width - 1854mm
Depth - 660mm
Height - 550mm
Weight - 81kg

- Capacity [usable inside space]
Width - 1679mm
Depth - 545mm
Height - 306mm

- Power Rating
1.9kw
complete with a 2m long cord set & 13amp plug
Removable Fan heating System Sahara Fan Model SF319

- Materials
1.2mm 304 Grade St/ Steel Top & Supports
0.7mm 430 Grade St/ Steel Internal Structure
GN 1/1 Grid Shelves with 30mm x 30mm tube supports

- Installation
RollUnder
All swivel castors, two braked

Minimum Under Counter Void Space
Dimensions
Width - 1884mm
Depth - 675mm
Height - 565mm

ALL SHEET METAL DIMENSIONS ARE I/S (INSIDE SIZES) (UNLESS OTHERWISE STATED)

ALL DIMENSIONS IN (mm), TOLERANCE = LINEAR ± 0.5mm, ANGULAR ± 0.5mm (OR AS STATED). ALL SHARP EDGES TO BE REMOVED FROM SHEET METAL PARTS

Product	COUNTERS			Product No							
Description	HC5R			<small>© No reproduction or publication of this drawing may be made, and no article may be manufactured or assembled in accordance with this drawing without prior written consent. This prohibition is a term of any contract relating to this drawing. Rights reserved under the Copyright Act 1956 as amended by the Design Copyright Act 1968.</small>							
Material/Finish	Thickness			Desp/Date							
Legacy P/N	Weight	81kg		Quote No.			Dwg No.	CTRP-125302-1	Issue		
Client				SO Number	N/A		Drawn By	ABB			
Client Project				Approved By			Date	28/06/2021			
E & R MOFFAT LTD, SEABEGS ROAD, BONNYBRIDGE, FK4 2BS, T: +44 (0)1324 812272, E: sales@ermoffat.co.uk, Web: www.ermoffat.co.uk							Scale	1 : 20	Sheet	1 / 2	A4

