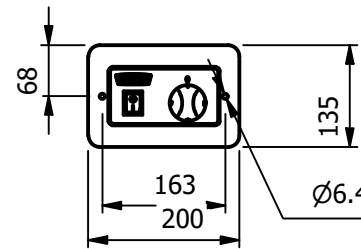
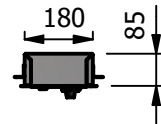


A (1 : 10)



Moffat Specification

Dimensions

Width - 1815mm
 Depth - 660mm
 Height - 66mm
 Weight - 39kg

Power Rating

0.900 kw
 complete with a 2m long cord set & 13amp plug

Materials

1.2mm 304 Grade St/ Steel Top & Supports
 1.2mm Galvanised Steel Inner Supports
 Neo-Ceram Hot Plates

Installation

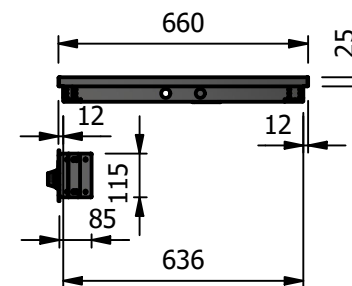
Counter Top Flush Fit Cut Out Dimensions
 1820mm x 666mm x 25mm
 Counter Support Cut Out Dimensions
 1796mm x 642mm

Control Box

Panel Mounted Cut Out Dimension
 185mm x 120mm
 2m Long Power Cable Connecting
 Control Box to Base unit



Panel Mounted Control Box



A

ALL SHEET METAL DIMENSIONS ARE I/S (INSIDE SIZES) (UNLESS OTHERWISE STATED)

ALL DIMENSIONS IN (mm), TOLERANCE = LINEAR ± 0.5mm, ANGULAR ± 0.5mm (OR AS STATED). ALL SHARP EDGES TO BE REMOVED FROM SHEET METAL PARTS

Product	DROP-IN RANGE			Product No		 The Catering Equipment Company
Description	D5HTNG					
Material/Finish	Thickness		Desp/Date			No reproduction or publication of this drawing may be made, and no article may be manufactured or assembled in accordance with this drawing without prior written consent. This prohibition is a term of any contract relating to this drawing. Rights reserved under the Copyright Act 1956 as amended by the Design Copyright Act 1968.
Legacy P/N	Weight	39kg	Quote No.			
Client			SO Number	N/A	Dwg No.	DIP-016816
Client Project			Approved By		Drawn By	ABB
E & R MOFFAT LTD, SEABEGS ROAD, BONNYBRIDGE, FK4 2BS, T: +44 (0)1324 812272, E: sales@ermoffat.co.uk, Web: www.ermoffat.co.uk					Date	15/01/2019
					Scale	1 : 20
					Sheet	1 / 2
						A4