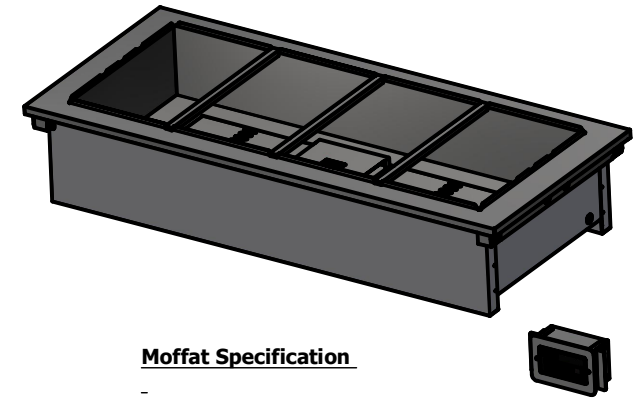
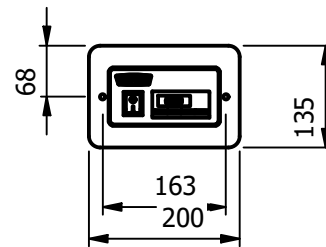


A (1 : 10)



Moffat Specification

Dry Heat
Fan Assisted Bainmarie Well

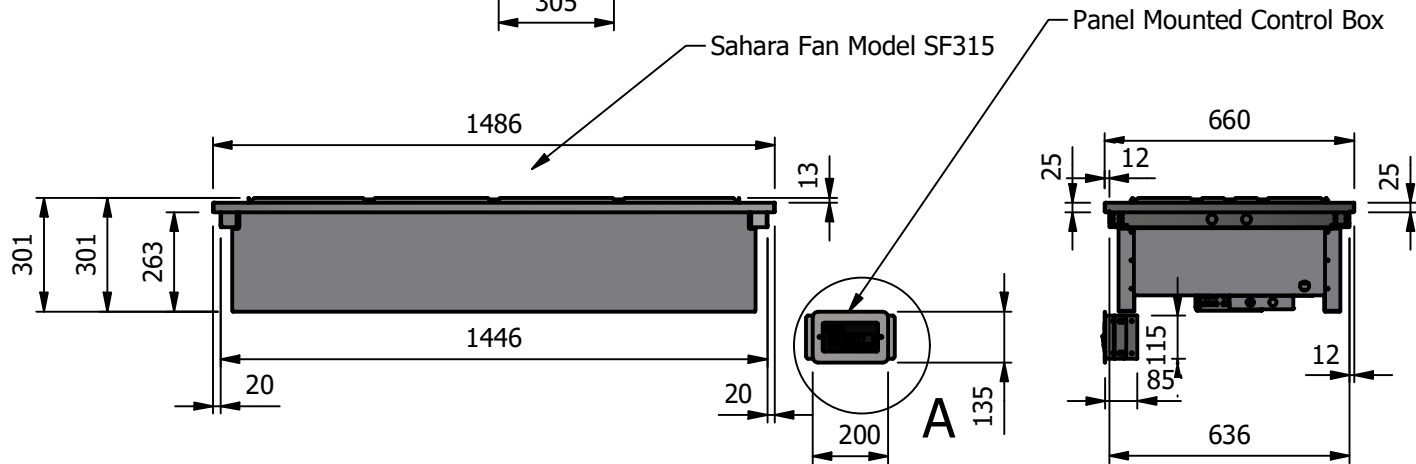
Dimensions
Width - 1486mm
Depth - 660mm
Height - 66mm
Weight - 36kg

Power Rating
1.500 kw
complete with a 2m long cord set & 13amp plug
Removable Fan heating System Sahara Fan Model SF315

Materials
1.2mm 304 Grade St/ Steel Top & Supports
0.7mm 430 Grade St/ Steel Internal Structure
0.7mm Galvanised Steel Undercarriage

Installation
Counter Top Flush Fit Cut Out Dimensions
1492mm x 666mm x 25mm
Counter Support Cut Out Dimensions
1468mm x 642mm

Control Box
Panel Mounted Cut Out Dimension
185mm x 120mm
2m Long Power Cable Connecting
Control Box to Base unit



ALL SHEET METAL DIMENSIONS ARE I/S (INSIDE SIZES) (UNLESS OTHERWISE STATED)

ALL DIMENSIONS IN (mm), TOLERANCE = LINEAR ± 0.5mm, ANGULAR ± 0.5mm (OR AS STATED). ALL SHARP EDGES TO BE REMOVED FROM SHEET METAL PARTS

Product	DROP-IN RANGE			Product No			
Description	D4BMNG						
Material/Finish	Thickness			Desp/Date			
Legacy P/N	Weight	36kg		Quote No.			
Client				SO Number	N/A		
Client Project				Approved By			
				Dwg No.	DIP-016608		Issue
				Drawn By	ABB		-
				Date	15/01/2019		
E & R MOFFAT LTD, SEABEGS ROAD, BONNYBRIDGE, FK4 2BS, T: +44 (0)1324 812272, E: sales@ermoffat.co.uk, Web: www.ermoffat.co.uk				Scale	1:20	Sheet	1 / 2 A4

No reproduction or publication of this drawing may be made, and no article may be manufactured or assembled in accordance with this drawing without prior written consent. This prohibition is a term of any contract relating to this drawing. Rights reserved under the Copyright Act 1956 as amended by the Design Copyright Act 1968.

