

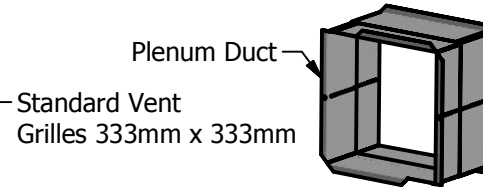
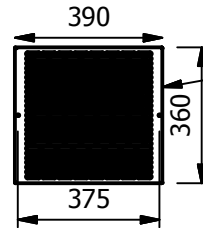
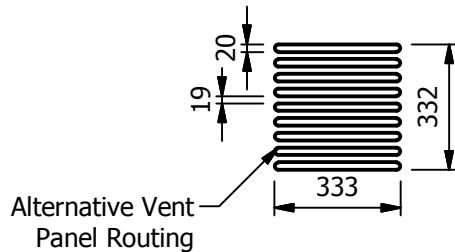
<< AirFlow

Important Design Parameters

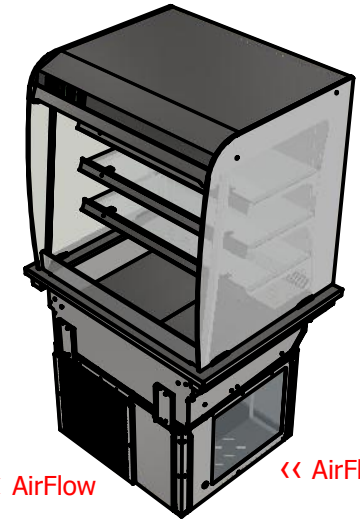
Allowances must be made for air venting.
 The under slung compressor must have an unrestricted air flow.
 Proper venting must be provided ensuring cool air from the room can be drawn in through the condensing coil and out the other side.
 The 'Plenum Duct' supplied should be fitted between the unit & the shop-fitted counter panels.

Warning

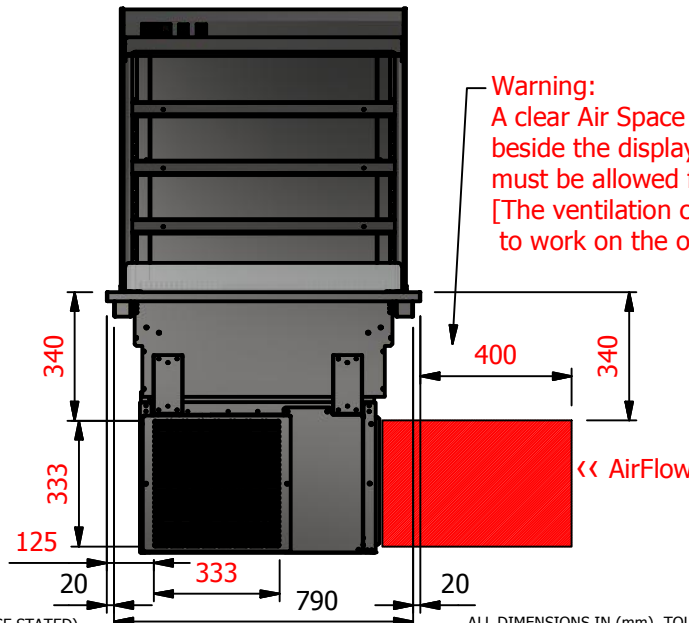
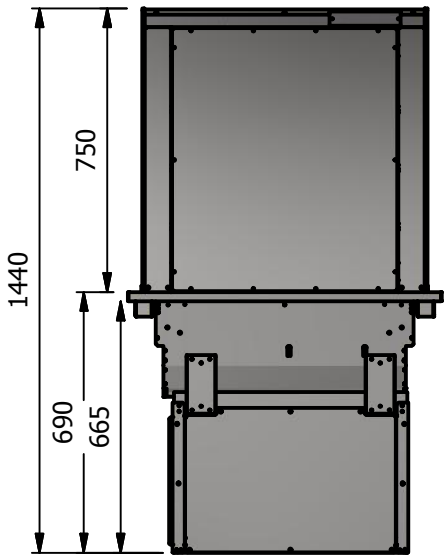
Do not install unit in draughty conditions where the air movement is greater than 0.2mtr/sec.
 e.g. near entrance/exit doors, open windows, under air conditioning units or a ceiling mounted fan
 Do not install units where there is high radiated heat, e.g. direct sunlight, room heaters, or bright spot lights.
 Ambient room conditions must not exceed 25°C or a relative humidity of 60%.
 Blocked vents will cause reduced refrigeration efficiency and lead to malfunction



<< AirFlow

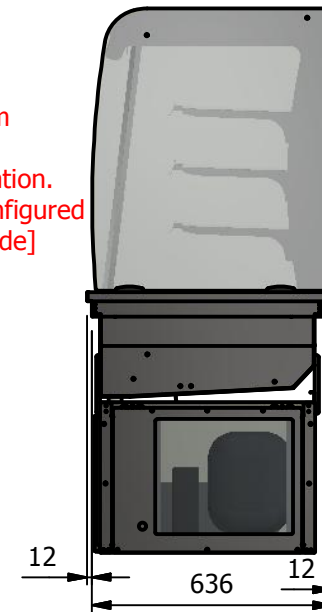


<< AirFlow



Warning:
 A clear Air Space of 400mm
 beside the display unit
 must be allowed for ventilation.
 [The ventilation can be configured
 to work on the opposite side]

<< AirFlow



Moffat Specification

- Dimensions**
- Width - 830mm
- Depth - 660mm
- Height - 1440mm
- Weight - 114kg
- Well - 656mm x 505mm x 100mm
- Shelves - 724mm x 285mm
- Power Rating**
- 1.5 kw
- complete with a 2m long cord set & 13amp plug
- Materials**
- 0.7mm 430 Grade St/Steel Gantry Hood
- 1.2mm 304 Grade St/ Steel Top & Supports
- 1.2mm 430 Grade St Steel Ancillary Parts
- 1.2mm Galvanised Steel Inner Supports
- 6mm Tempered Glass
- LED Illumination
- Installation**
- Counter Top Flush Fit Cut Out Dimensions
836mm x 666mm x 25mm
- Counter Support Cut Out Dimensions
812mm x 642mm

ALL SHEET METAL DIMENSIONS ARE I/S (INSIDE SIZES) (UNLESS OTHERWISE STATED)

ALL DIMENSIONS IN (mm), TOLERANCE = LINEAR ± 0.5mm, ANGULAR ± 0.5mm (OR AS STATED). ALL SHARP EDGES TO BE REMOVED FROM SHEET METAL PARTS

Product	DROP-IN RANGE			Product No	<p>The Catering Equipment Company</p>	<small>No reproduction or publication of this drawing may be made, and no article may be manufactured or assembled in accordance with this drawing without prior written consent. This prohibition is a term of any contract relating to this drawing. Rights reserved under the Copyright Act 1956 as amended by the Design Copyright Act 1968.</small>				
Description	D2RDFC					Dwg No.	DIP-035075	Issue		
Material/Finish	Thickness			Desp/Date	Drawn By	ABB	-			
Legacy P/N	Weight	114kg		Quote No.	Date	15/01/2019				
Client				SO Number	N/A					
Client Project				Approved By						
E & R MOFFAT LTD, SEABEGS ROAD, BONNYBRIDGE, FK4 2BS, T: +44 (0)1324 812272, E: sales@ermoffat.co.uk, Web: www.ermoffat.co.uk						Scale	1:20	Sheet	1 / 1	A4